



WHAT'S THE HOLDUP?

PUZZLE 1

It was a typical, bustling morning in Tenderfoot Falls when you heard the news: the town bank had just been robbed. Three masked bandits had jumped Mr. Westfield as he arrived to open the bank and forced him to let them into the vault. They shot the lock off a chest marked with the Sutton family brand and were searching it when customers arrived and scared them off. According to Mr. Westfield, the bandits took some papers from the Sutton family chest, but nothing else appears to be missing.

Only two of the bandits spoke, and Mr. Westfield didn't recognize them, but he is sure that the third accomplice was the sheriff's daughter, Adeline. Sheriff Garrett Sutton is, strangely, nowhere to be found, so it's up to you and your band of deputies to track down the robbers and bring them to justice, sheriff's daughter or not.

In their rush to get away, it seems the bandits left their saddle bags. The contents, along with information on known outlaws in the area, may help you determine the identity of the owners and what they were searching for.

If you can find where the robbers have been, perhaps you can figure out where else they should have looked.


Play-at-home Instructions

This puzzle is designed to be solved by multiple teams, with each having either a Wanted Poster or a list of Saddle Bag Contents (in addition to this page and a coin that was found at the scene, shown to the right). All of the options for Wanted Poster and Saddle Bag pages are included in the PDF, as the next four pages after this one.

For the play-at-home version, you can simulate the multi-team aspect – the first step in solving this puzzle – in either of two ways:

1. Start with a Wanted Poster or list of Saddle Bag Contents (chosen at random), then look at the two pages of the other type to find a match; or
2. For teams with at least four people: distribute the Wanted Posters and Saddle Bag Contents to the members of your team, then figure out how to pair up to match pages. Use either matched pair to solve this puzzle. (Or solve them both if you'd like!)

Once you have paired up a Wanted Poster with Saddle Bag Contents, use those two pages and the coin to solve this puzzle.



WANTED

∞ \$100 REWARD ∞



JOSEPH HAWTHORN

FOR ARMED ROBBERY IN BELHAVEN

Wanted for other petty crimes
in Bliss, Blueridge,
Ensenada, Lithia, Lyles,
Northome, and Tuttle

Last Seen:
Fleeing Halstead on a
Palomino stolen from
the Lazy S Ranch

WANTED

∞ \$100 REWARD ∞



HARRIETT SCHOFIELD

FOR ARMED ROBBERY IN REXMONT


Wanted for other petty crimes
in Atascosa, Aurora,
Evergreen, Hamden, Holmdel,
Matheny, and Trimble



Last Seen:
Fleeing Bessemer on
a Pinto stolen from
the J Bar Ranch




WHAT'S THE HOLDUP?

These are the items found in the saddle bag left at the crime scene.




Smith & Sons Stables	
Dependable Horse Boarding, Grooming & Shoeing Serving North Star for over 30 years	
Description Pinto	Fee \$2
Markings 	





ALL
ABOARD!



GOOD FOR ONE ADULT
COACH CLASS PASSAGE TO
WATAGA

